

GoerTek Inc.



002241

§ 1	.....	2
§ 2	.....	3
§ 3	.....	5
§ 4	.....	7
§ 5	.....	8
§ 6	.....	18
§ 7	.....	25
§ 8	.....	100

**§ 1**

1.1

1.2

1.3

1.4

1.5

**§ 2****2.1**

## 2.1.1

GoerTek Inc.

GoerTek

## 2.1.2

002241

## 2.1.3

268

268

261031

<http://www.goertek.com>[ir@goertek.com](mailto:ir@goertek.com)

## 2.1.4

## 2.1.5

	268	268
	0536-8525688	0536-8525688
	0536-8525669	0536-8525669
	<a href="mailto:ir@goertek.com">ir@goertek.com</a>	<a href="mailto:ir@goertek.com">ir@goertek.com</a>

## 2.1.6

<http://www.cninfo.com.cn>

## 2.1.7

2001 6 25

2007 7 27

2010 3 30

370700228078705

370705729253432

**2.2****2.2.1**

	2,404,176,454.56	1,810,414,567.33	32.80%
	951,236,477.71	875,381,611.38	8.67%
	360,000,000.00	240,000,000.00	50.00%
/	2.64	3.65	-27.67%
	1 6		
	1,037,741,244.59	358,752,806.98	189.26%
	125,439,699.81	25,329,807.52	395.23%
	126,741,835.96	25,432,435.92	398.35%
	99,317,082.34	20,600,351.00	382.11%
	98,208,936.44	20,513,016.35	378.76%
/	0.28	0.06	366.67%
/	0.28	0.06	366.67%
%	10.88%	2.52%	8.36%
	40,781,184.15	30,229,734.93	34.90%
/	0.11	0.13	-15.38%

**2.2.2**

	-46,449.28	
	1,556,700.00	
	-208,114.57	
	-194,602.20	
	611.95	
	1,108,145.90	-

**2.2.3**

**§ 3****3.1**

2009

24,000

36,000

			+ -					



		1.23%	4,417,425	0	0
		1.02%	3,660,000	3,660,000	0
		1.02%	3,660,000	3,660,000	0
		0.92%	3,300,000	3,300,000	0
10					
10,494,933					
8,934,439					
6,699,258					
4,417,425					
3,083,471					
2,812,253					
2,499,964					
-005L-FH002					
2,400,000					
2,400,000					
2,275,359					
		10	10		

**3.3 5%**

	121,500,000	33.75%	0	2011	5 22
	91,800,000	25.50%	0	2011	5 22
	21,810,000	6.06%	0	2011	5 22

**3.4**



## § 4

## 4.1

		61,200,000	30,600,000	0	91,800,000	91,800,000	0	
		14,540,000	7,270,000	0	21,810,000	21,810,000	0	
		2,440,000	1,220,000	0	3,660,000	3,660,000	0	
		1,490,000	745,000	0	2,235,000	2,235,000		
		0	0	0	0	0	0	
		0	0	0	0	0	0	
		0	0	0	0	0	0	
		0	0	0	0	0	0	
		0	0	0	0	0	0	
		650,000	325,000	0	975,000	975,000	0	
		1,860,000	930,000	0	2,790,000	2,790,000	0	
		0	0	0	0	0	0	
		2,440,000	1,220,000	0	3,660,000	3,660,000	0	
		1,970,000	985,000	0	2,955,000	2,955,000	0	
		990,000	495,000	0	1,485,000	1,485,000	0	
		1,280,000	640,000	0	1,920,000	1,920,000	0	
		890,200	445,100	0	1,335,300	1,355,000	0	
		0	0	0	0	0	0	

## 4.2

2010 3 27





## § 5

## 5.1

## 5.1.1

2010

/

2010

189.26% 382.11%

103,774.12

9,931.71

1

103,774.12

189.26%

12,543.97

395.23%

9,931.71

382.11%

0.28

366.67%

10.88%

8.35%

50%

2009

10

5

24,000

36,000

	2010 1-6	2009 1-6	
	1,037,741,244.59	358,752,806.98	189.26%
	125,439,699.81	25,329,807.52	395.23%
	126,741,835.96	25,432,435.92	398.35%
	99,317,082.34	20,600,351.00	382.11%
	0.28	0.06	366.67%
	10.88%	2.52%	8.36%
	2010 6-30	2009 12-31	
	2,404,176,454.56	1,810,414,567.33	32.80%
	951,236,477.71	875,381,611.38	8.67%
	360,000,000.00	240,000,000.00	50.00%



2

	101,874.81	77,415.38	24.01%	190.65%	187.72%	0.78%
	81,199.40	60,453.91	25.55%	131.66%	124.68%	2.32%
	20,675.41	16,961.47	17.96%			
	101,874.81	77,415.38	24.01%	190.65%	187.72%	0.78%

0.00

	15,794.20	8.38%
	86,080.61	320.37%
	101,874.81	190.65%

3

4

5

6

10%

**5.1.2**

1



	2010 6 30		2009 12 31		
	36,887.82	15.34%	43,055.87	23.78%	-14.33%
	51,799.23	21.55%	29,558.39	16.33%	75.24%
	31,474.07	13.09%	22,196.23	12.26%	41.80%
	71,739.97	29.84%	56,072.92	30.97%	27.94%
	27,882.33	11.60%	12,317.53	6.80%	126.36%
	10,592.40	4.41%	10,034.49	5.54%	5.56%
	2,471.52	1.03%	1,574.54	0.87%	56.97%
	7,570.31	3.15%	6,231.49	3.44%	21.48%
	240,417.65	100.00%	181,041.46	100.00%	32.80%

67, 703. 52      51, 799. 23      2009      75. 24%  
 87. 70%      2009      198. 84%  
 31, 474. 07      2009      41. 80%

	2010 6 30		2009 12 31		
	12,247.67	38.94%	9,266.15	41.75%	32.18%
	7,016.62	22.27%	5,090.67	22.93%	37.83%
	1,463.59	4.65%	1,419.03	6.39%	3.14%
	10,746.19	34.14%	6,420.38	28.93%	67.38%
	31,474.07	100.00%	22,196.23	100.00%	41.80%

ý



	2010 6 30	2009 12 31	
	5,750.06	4,392.23	30.91%
	46,747.11	24,828.00	88.28%
	1,389.82	300.05	363.20%
	1,748.00	1,253.54	39.44%
	-3,276.01	89.36	-
	214.52	158.75	35.14%
	3,400.00		
	5,800.00	9,600.00	-39.58%
	138,915.93	87,353.14	59.03%

77, 142. 44                      2009                      65. 08%

5, 750. 06                      46, 747. 11                      1, 389. 82  
 1, 748. 00                      2009                      30. 91% 88. 28% 363. 20% 39. 44%  
 3, 276. 01

### 5.1.3

11, 914. 88                      107. 85%  
 12, 674. 18                      398. 35%                      10, 692. 01  
 413. 18%                      9, 931. 71                      382. 11%

	2010 1 6	2009 1-6	
	103,774.12	35,875.28	189.26%
	79,089.23	27,592.78	186.63%
	24,684.90	8,282.50	198.04%
	13.48	48.30	-72.09%
	2,311.84	1,036.45	123.05%
	7,787.33	3,915.22	98.90%



	2010 1 6	2009 1-6	
	1,815.70	780.90	132.51%
	212.57	-31.35	-777.97%
	12,543.97	2,532.98	395.23%
" -"	12,674.18	2,543.24	398.35%
	1,982.18	459.75	331.14%
" -" )	10,692.01	2,083.49	413.18%
	9,931.71	2,060.04	382.11%

**5.1.4**

	2010 1 6	2009 1-6	
	4,078.12	3,022.97	34.90%
	-35,484.27	-8,518.10	26,966.17
	27,372.34	-1,786.40	29,158.74
	-4,095.13	-7,284.99	

4, 078. 12    34. 90%

189. 26% "    "    155. 86%    "

"    215. 15%    "

35, 484. 27    26, 966. 17

"    "

27, 372. 34    29, 158. 74

"    "

**5.1.5**

**5.1.6**

3,820



2010 6 30

97,452.22

33,568.75

2010

4,615.82

**5.1.7**

1

2

LED

3

4

**5.1.8 2010 1-9**


2010 1-9	50%		
2010 1-9		230.00%	260.00%
2009 1-9	55,428,136.66		
	2010 3		

**5.2**



## 5.2.1

					53,239.86									7,913.19
					0.00									
					0.00									
					0.00%									53,027.34
				(1)		(2)	(3)	(4)						
							(2)-(1)	% (2)/(1)						
		13,162.29	13,162.29	13,162.29	1,130.00	13,193.15	30.86	100.23%	2010 02 28		1,405.79			
/		9,787.67	9,787.67	9,787.67	1.18	9,840.27	52.60	100.54%	2009 31 12		1,369.07			
		12,559.25	12,559.25	12,559.25	591.92	12,470.44	-88.81	99.29%	2010 30 06		2,213.54			
MEMS		8,371.59	8,371.59	8,371.59	3,803.56	8,389.64	18.05	100.22%	2010 31 07		690.78			
		5,265.31	5,265.31	5,265.31	2,386.53	5,112.23	-153.08	97.09%	2010 30 06		0.00			
		4,019.22	4,019.22	4,019.22	0.00	4,021.62	2.40	100.06%	2009 31 12		722.91			
	-	53,165.33	53,165.33	53,165.33	7,913.19	53,027.35	-137.98	-	-		6,402.09	-	-	
	2010													
	2009													
	2008 6 27													2007
	2008 6 6													2,874.93
	MEMS												2,874.93	2008
	10 15												5,444.82	
												5,444.82		
	2008 6 27													2007
	22,782.69												2008 12 26	2009 2
	10 2009												15400	



,





2009 12 9

2009

52,127

2010 8 16

A

1.5

5.3

5.3.1

6

1 2010 1 19

<2009 >

<2009 >

<2009 >

2009

<2009 >

< 2009 >

< 2009 >

< >

<2009 >

2 2010 3 2

<2010 >

3 2010 3 27

< > <

>

4 2010 4 14

< 2010 > <



2010 >

5 2010 4 18

< >

6 2010 5 14

**5.3.2**

1 2010 2 26 2009

2010

2 2010 2 26 2009 24,000

10 1 2,400

10 5 12,000 2010

3 15

3 2010 3 18 2010

8

20,000

2010 8 10

[2010] SM/CN5

1.8

2

**5.3.3**

1  
2010

2  
2010

3  
2010

3

**5.4**

"

"

**5.5**

"

"

**§ 6****6.1****6.2**

2009		24,000		10
1	2,400		10	5
12,000			2010 3 15	
36,000				

**6.3****6.3.1****6.3.2****6.3.3****6.4**



	2009-039	5,000.00	2010 03 16	5,000.00		1		
	2009-039	3,000.00	2010 04 01	3,000.00		1		
	2009-039	2,000.00	2010 05 14	2,000.00		1		
A1		0.00		A2		10,000.00		
A3		10,000.00		A4		10,000.00		
		2,000.00	2007 02 14	800.00		8		
		5,000.00	2007 05 31	5,000.00		8		
B1		0.00		B2		0.00		
B3		7,000.00		B4		5,800.00		
A1+B1		0.00		A2+B2		10,000.00		
A3+B3		17,000.00		A4+B4		15,800.00		
A4+B4					16.61%			
C					0.00			
70%					D			
50%					E			
C+D+E					0.00			

6.5

6.6



## 6.7

## 6.7.1

## 6.7.2

## 6.7.3

[ 2003] 56

[ 2005] 120

2010

1

2010

	10,000.00	2010 03 16	5,000.00		1
		2010 04 01	3,000.00		1
		2010 05 14	2,000.00		1

2009

2

2010 6 30

15800

16.61%

5800

10000

10.51%

3

1

2

1

2

3

4

**6.7.5**

2009

A

52,127

2009 12 10

<http://www.cninfo.com.cn/>

2010 8 16

A

**6.7.6**

2010 7 26

2010 7 28

2010



9

2010

2010 7 26

2010 7 11

2010 7 28

2010

2010

2010 8 9

**6.7.7**

**6.7.8**

1		
2		
3		
4	537,783.99	231,575.55
	537,783.99	231,575.55
5		



	537,783.99	231,575.55

**6.8**

2010	01	05		
2010	01	14		
2010	01	14		
2010	01	15		
2010	01	15		
2010	01	26		
2010	02	07		
2010	02	07		
2010	02	20		
2010	03	02		
2010	03	02		
2010	03	02		
2010	03	02		
2010	03	05		
2010	03	12		
2010	04	16		
2010	04	16		
2010	04	16		
2010	04	16		
2010	04	16		
2010	04	16		
2010	04	16		
2010	04	16		
2010	04	16		
2010	04	16		
2010	04	16		
2010	04	16		
2010	04	16		
2010	04	16		
2010	04	16		
2010	04	16		
2010	04	20		
2010	04	23		
2010	04	29		
2010	05	10		
2010	05	21		
2010	05	24		
2010	05	24		





2010	06	06				
2010	06	27				
2010	06	27				

**6.9**

:

2010 3 16

2010

A1009001000006

2010 A1009001000006

5000

2010 4 1

2010-033

3,000

2010 4 1

2011 4 1

2010 5 14

3770012010A100000400

370012010M100000400

2000 ,

**6.10****6.11**

1	2010-001		2010.01.09	
2	2010-002		2010.01.21	
3	2010-003		2010.01.21	
4	2010-004	2009	2010.01.21	
5	2010-005	2009	2010.01.21	
6	2010-006	2009	2010.01.21	
7	2010-007	2009	2010.01.21	
8	2010-008	2009	2010.02.27	
9	2010-009		2010.02.27	



10	2010-010		2010 03 03	
11	2010-011	2010	2010 03 03	
12	2010-012	2009	2010 03 08	
13	2010-013	2010	2010 03 19	
14	2010-014	2010	2010 03 25	
15	2010-015		2010 03 30	
16	2010-016	2010	2010 04 15	
17	2010-017		2010 04 20	
18	2010-018		2010 05 15	
19	2010-019	2010 1-6	2010 06 26	

## § 7

### 7.1

--	--

### 7.2

#### 7.2.1

2010 06 30

	368,878,161.32	90,536,191.06	430,558,678.61	294,319,293.53
	8,449,282.31	8,449,282.31	15,474,931.41	13,878,730.51
	517,992,325.45	296,211,759.18	295,583,882.48	165,792,506.16
	37,496,676.75	41,020,177.98	31,911,718.72	20,800,656.63
	20,790,523.47	9,527,655.83	5,979,264.93	16,802,629.88
	314,740,673.38	192,878,782.04	221,962,271.00	140,505,790.78



			5,100.00	
	1,268,347,642.68	638,623,848.40	1,001,475,847.15	652,099,607.49
		278,137,185.07		247,346,536.96
	717,399,675.59	429,096,047.74	560,729,160.43	300,591,500.63
	278,823,333.97	268,399,330.53	123,175,331.51	122,716,181.88
	105,924,024.48	66,499,589.99	100,344,869.99	68,036,669.12
	24,715,159.99	14,748,856.31	15,745,427.35	5,527,131.88
	2,710,111.92		2,710,111.92	
	2,550,231.21	340,000.00	3,134,763.99	400,000.00
	3,706,274.72	1,015,902.43	3,099,054.99	881,404.41
	1,135,828,811.88	1,058,236,912.07	808,938,720.18	745,499,424.88
	2,404,176,454.56	1,696,860,760.47	1,810,414,567.33	1,397,599,032.37
	771,424,404.97	403,240,053.08	467,312,196.14	330,419,624.28



	34,000,000.00	34,000,000.00		
	1,331,159,324.72	741,266,325.78		



	790,892,269.78	492,241,005.26	275,927,793.32	196,276,511.93
	134,790.57	99,036.88	483,007.48	458,032.48
	23,118,429.76	13,134,106.11	10,364,503.92	6,875,314.03
	77,873,344.09	55,094,038.92	39,152,211.64	23,973,626.81
	18,157,007.13	9,354,952.55	7,809,022.35	4,324,174.75
	2,125,703.45	813,483.01	-313,539.25	146,554.62
" -"				
" -"		33,502,621.70		
" -"				
" -"	125,439,699.81	114,119,538.83	25,329,807.52	29,152,234.92
	1,648,585.43	1,638,152.65	121,323.34	113,680.84
	346,449.28	336,638.28	18,694.94	18,694.94
" -"	126,741,835.96	115,421,053.20	25,432,435.92	29,247,220.82
	19,821,769.87	12,257,183.34	4,597,489.72	4,545,876.05
" -"	106,920,066.09	103,163,869.86	20,834,946.20	24,701,344.77
	99,317,082.34	103,163,869.86	20,600,351.00	24,701,344.77
	7,602,983.75		234,595.20	
	0.28	0.29	0.06	0.07
	0.28	0.29	0.06	0.07
	537,783.99		231,575.55	
	107,457,850.08	103,163,869.86	21,066,521.75	24,701,344.77
	99,854,866.33	103,163,869.86	20,831,926.55	24,701,344.77
	7,602,983.75		234,595.20	

## 7.2.3

2010 1-6

	859,625,698.21	509,571,099.34	335,975,129.67	226,576,768.96



	60.005.492.52	22.943.191.10	6.509.100.02	1.351.762.72

		33,502,621.70		



	541,305,761.24	277,800,428.80	285,471,497.27	264,868,993.61
	81,205,571.93	72,106,673.53	2,469,054.70	586,194.03
	625,857,235.80	349,907,102.33	287,940,551.97	265,455,187.64
	241,193,552.41	205,000,000.00	214,589,759.26	180,758,620.80
	47,973,483.50	33,560,218.52	44,050,420.82	39,974,610.11
	8,669,765.20			
	62,966,843.43	62,966,843.43	47,164,397.34	32,822,618.02
	352,133,879.34	301,527,061.95	305,804,577.42	253,555,848.93
	273,723,356.46	48,380,040.38	-17,864,025.45	11,899,338.71
	-613,172.63	620,831.38	-34,682.98	-19,548.12
	-40,951,341.03	-191,299,963.85	-72,849,937.27	-44,067,307.60
	307,448,403.62	243,742,119.89	431,015,416.01	385,234,118.49
	266,497,062.59	52,442,156.04	358,165,478.74	341,166,810.89



## 7.2.4

2010 1-6

	240,000,000.00	406,696,057.02			26,573,450.79		202,566,851.04	-454,747.47	61,501,530.95	936,883,142.33
	240,000,000.00	406,696,057.02			26,573,450.79		202,566,851.04	-454,747.47	61,501,530.95	936,883,142.33
“_”	120,000,000.00	-120,000,000.00					75,317,082.34	537,783.99	2,279,121.18	78,133,987.51
							99,317,082.34		7,602,983.75	106,920,066.09
								537,783.99		537,783.99
							99,317,082.34	537,783.99	7,602,983.75	107,457,850.08
									3,345,902.63	3,345,902.63
1									3,345,902.63	3,345,902.63
2										
3										
							-24,000,000.00		-8,669,765.20	-32,669,765.20
1										
2										
3							-24,000,000.00		-8,669,765.20	-32,669,765.20
4										
	120,000,000.00	-120,000,000.00								
1	120,000,000.00	-120,000,000.00								
2										
3										





4										
1										
2										
	360,000,000.00	286,696,057.02			26,573,450.79		277,883,933.38	83,036.52	63,780,652.13	1,015,017,129.8

2009 1-6

	120,000,000.00	526,696,057.02			15,542,335.59		149,721,688.21	-287,773.00	62,917,279.95	874,589,587.77
	120,000,000.00	526,696,057.02			15,542,335.59		149,721,688.21	-287,773.00	62,917,279.95	874,589,587.77
“_”	120,000,000.00	-120,000,000.00					-15,399,649.00	231,575.55	234,595.20	-14,933,478.25
							20,600,351.00		234,595.20	20,834,946.20
								231,575.55		231,575.55
							20,600,351.00	231,575.55	234,595.20	21,066,521.75
1										
2										
3										
							-36,000,000.00			-36,000,000.00
1										
2										
3							-36,000,000.00			-36,000,000.00
4										
	120,000,000.00	-120,000,000.00								
1	120,000,000.00	-120,000,000.00								



2										
3										
4										
1										
2										
	240,000,000.00	406,696,057.02			15,542,335.59		134,322,039.21	-56,197.45	63,151,875.15	859,656,109.52

7.2.5

2010 1-6





3							-24,000,000.00	-24,000,000.00
4								
	120,000,000.00	-120,000,000.00						
1	120,000,000.00	-120,000,000.00						
2								
3								
4								
1								
2								
	360,000,000.00	286,696,057.02			26,573,450.79		282,324,926.88	955,594,434.69

2009 1-6

	120,000,000.00	526,696,057.02			15,542,335.59		139,881,020.26	802,119,412.87
	120,000,000.00	526,696,057.02			15,542,335.59		139,881,020.26	802,119,412.87
“_”	120,000,000.00	-120,000,000.00					-11,298,655.23	-11,298,655.23
							24,701,344.77	24,701,344.77
							24,701,344.77	24,701,344.77
1								
2								
3								
							-36,000,000.00	-36,000,000.00
1								



2								
3							-36,000,000.00	-36,000,000.00
4								
	120,000,000.00	-120,000,000.00						
1	120,000,000.00	-120,000,000.00						
2								
3								
4								
1								
2								
	240,000,000.00	406,696,057.02			15,542,335.59		128,582,365.03	790,820,757.64

### **7.3**

#### **7.3.1**

#### **7.3.2**

#### **7.3.3**



2010 1-6

1

" " " " " " " 2007 7

27

" "

2001 6 25

2007 5

2007 172

2007 6 26 2007

" " 2,940 17

" "

" "

2007 7 18 17

6



2010	3	30								
2										/
		3D	LED							
3										
			LED							
4										
									268	
5										
MIC		SPK								"
"						"	"			"
		"	"					"	"	"
			"	"					"	"
"				"	"				"	"
	"	"						"	"	
		"	"							
				"	"					10

1



---

--

2

--

3

--	--	--	--	--

1 1 12 31

4

--

5

--

" "





6


‡ ¶



7



8



9



A

C

D

A


B

C

D





10




1  
2  
3  
4  
5  
6  
7  
8  
9  
10  
11  
12  
13  
14  
15  
16  
17  
18  
19  
20  
21  
22  
23  
24  
25  
26  
27  
28  
29  
30  
31  
32  
33  
34  
35  
36  
37  
38  
39  
40  
41  
42  
43  
44  
45  
46  
47  
48  
49  
50  
51  
52  
53  
54  
55  
56  
57  
58  
59  
60  
61  
62  
63  
64  
65  
66  
67  
68  
69  
70  
71  
72  
73  
74  
75  
76  
77  
78  
79  
80  
81  
82  
83  
84  
85  
86  
87  
88  
89  
90  
91  
92  
93  
94  
95  
96  
97  
98  
99  
100

101  
102  
103  
104  
105  
106  
107  
108  
109  
110  
111  
112  
113  
114  
115  
116  
117  
118  
119  
120  
121  
122  
123  
124  
125  
126  
127  
128  
129  
130  
131  
132  
133  
134  
135  
136  
137  
138  
139  
140  
141  
142  
143  
144  
145  
146  
147  
148  
149  
150  
151  
152  
153  
154  
155  
156  
157  
158  
159  
160  
161  
162  
163  
164  
165  
166  
167  
168  
169  
170  
171  
172  
173  
174  
175  
176  
177  
178  
179  
180  
181  
182  
183  
184  
185  
186  
187  
188  
189  
190  
191  
192  
193  
194  
195  
196  
197  
198  
199  
200







12












13





--

14

(1)

--

(2)

	20-30	5% 10%	3% 4.75%
	10	5% 10%	9% 9.5%
	10	5% 10%	9% 9.5%
	5	5% 10%	18% 19%
	5	5% 10%	18% 19%

--

--

" 2 "

" 2 "

15


" "

( )




3

17









18




19






20




21




22





23



24




25

1

2

26

27



1

	17%	15%	7%	3%	1%	5%
	17%	15%	7%	3%	1%	5%
	17%	25%				5%
	3%	25%	7%	3%	1%	5%
	3%	25%	7%	3%		5%
	3%	20%	1%	3%		5%
		13%				
		28%				
		17.5%				
		28%				
		25%	7%	3%	1%	5%

2



						17%
	"	"	2009	6	3	
[ 2009] 88						2009 6 1 14%
17%	2006	9	14			
[ 2006] 139						2006 9 15
13%	17%					
[ 2009] 12		"		"	505	2008
	2008	12	5	3		
		2008	1	1	15%	
					2007	1 1
"	"		2009	9		
	25%			"	"	
					15%	

1

				3, 820		3, 160
				50		50
				50		50



		(%)	(%)				
		82.72	82.72		5843.29		
		100	100				
		100	100				

2

				1		
				50		147.8
				150	LED	76.5

		(%)	(%)				
		100	100				
		100	100				
		51	51		534.77		

3

				500		500



				30		92.3
				20		22.1
				2000		2000

		(%)	(%)				
		100	100				
		100	100				
		100	100				
		100	100				

2

2010 5 14

2010 5 18

2000

370700200014096

LED





		19,992,648.86	-7,351.14
		19,992,648.86	-7,351.14

3

4

(1) 2010 4 7

2010 5 28

2010 6

(2) 2010 5 18

2009 12 31

2010 6 30

2010 1-6

2009 1-6

1

			128,696.89			181,108.99
			119,574.01			149,735.93
	318.00	6.7909	2,159.51	109.00	6.8282	744.27
	75,000.00	0.0057	430.05			



---

	100,148.30	0.8719	87,316.80	319,554.58	0.8804	281,361.42
	55,379,140.00					



	(%)		(%)
471,305,474.03	89.66	6,919,988.58	1.47
1,077,073.10	0.20	443,239.83	41.15
53,303,323.14	10.14	330,316.41	0.62
525,685,870.27	100.00	7,693,544.82	1.46

	(%)		(%)
279,220,034.01	92.56	4,608,151.99	1.65
2,353,025.76	0.78	1,104,340.64	46.93
20,098,252.32	6.66	374,936.98	1.87
301,671,312.09	100	6,087,429.61	2.02

	%
6,919,988.58	1.47

(%)		(%)
0.09	143,028.11	0.34
	1,040,649.57	
		312,194.87

2010

	(%)
	28.30
	19.76
	11.03
	8.60
	2.57
	70.27

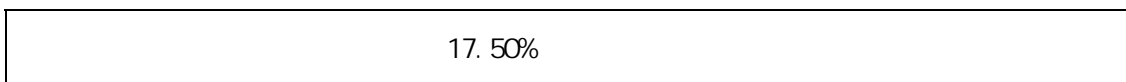
0
2-4

	(%)
35,363,911.59	94.31
1,678,929.21	4.48
248,645.95	0.78
407,786.13	1.28

	35,363,911.59	94.31	29,628,211.52	92.84
2	1,678,929.21	4.48	1,627,075.12	5.10




4



5

1





			(%)		(%)	
1	2	589,311.09	2.78	39,223.98	368,259.71	110,477.91
2	3	12,500.00	0.06	7,500.00	329,100.00	164,550.00
3			0.00		15,492.5	15,492.5
		601,811.09	2.84	46,723.98	712,852.21	290,520.41

4 5%( 5%)

5

--

6

				(%)
1		12,225,207.05	1 -	57.72
2		1,039,634.43	1	4.91
3		1,000,000.00	1	4.72
4		1,000,000.00	1	4.72
5		1,000,000.00	1	4.72
		16,264,841.48		76.79

7

234.01%
---------

6

1

	123,415,618.74	938,870.13	122,476,748.61	93,281,473.26	619,983.88	92,661,489.38
	70,304,311.13	138,122.71	70,166,188.42	50,933,308.71	26,644.47	50,906,664.24
	14,635,874.44		14,635,874.44	14,190,342.35		14,190,342.35
	108,322,174.38	860,312.47	107,461,861.91	65,019,067.84	815,292.81	64,203,775.03
	316,677,978.69	1,937,305.31	314,740,673.38	223,424,192.16	1,461,921.16	221,962,271.00



2

	619,983.88	318,886.25			938,870.13
	26,644.47	163,129.49	51,651.25		138,122.71
	815,292.81	45,019.66			860,312.47
	1,461,921.16	527,035.40	51,651.25		1,937,305.31

3

41.73%
2010 6 30

7

1

	646,894,762.16	181,832,369.44	408,433.43	828,318,698.17
	288,991,770.23	102,564.11		289,094,334.34
	266,761,054.59	171,242,942.83	45,104.03	437,958,893.39
	65,830,867.63	2,111,381.94		67,942,249.57
	17,977,645.19	5,698,792.83	363,329.40	23,313,108.62
	7,333,424.52	2,676,687.73		10,010,112.25



	560,729,160.43			717,399,675.59
	272,926,372.02			270,332,848.31
	220,416,084.35			380,118,813.52
	52,779,531.27			44,673,385.28
	10,058,490.93			15,346,785.95
	4,548,681.86			6,927,842.53

2 25, 114, 235. 00  
3

6#	27,838,740.39	831,800.40	27,006,939.99
	59,980,823.84	2,330,345.45	57,650,478.39

A 11,379,976.00 357,786.480398 427.04 0.41 1 6,650,478.39





3#	7,764,434.01	529,494.09		7,234,939.92
	8,964,002.18	841,810.82		8,122,191.36
	97,288,844.32	7,575,029.68		89,713,814.64

5

28.05%
--------

8

1

6#				350,575.94		350,575.94
7#	151,237,311.38		151,237,311.38	56,914,131.07		56,914,131.07
2#	16,055,653.99		16,055,653.99	11,354,467.60		11,354,467.60
4#	54,683,331.48		54,683,331.48	40,511,254.79		40,511,254.79
	20,704,868.08		20,704,868.08			
	22,198,209.04		22,198,209.04	13,209,914.81		13,209,914.81
	13,943,960.00		13,943,960.00	834,987.30		834,987.30
	278,823,333.97		278,823,333.97	123,175,331.51		123,175,331.51

2

--	--	--	--	--



	(%)						
6#							
7#			2,394,964.12	2,394,964.12	5.09%		151,237,311.38
2#			361,269.66	361,269.66	5.09%		16,055,653.99
4#			1,214,022.46	1,214,022.46	5.09%		54,683,331.48
			9,869.41	9,869.41	5.09%		20,704,868.08
			3,980,125.65	3,980,125.65			242,681,164.93
						/	22,198,209.04
						/	13,943,960.00
							36,142,169.04
			3,980,125.65	3,980,125.65			278,823,333.97

2010 6 30

3,980,125.65

9

1

	107,666,866.30	9,630,109.58		117,296,975.88
	37,520,347.62	9,630,109.58		47,150,457.20
	70,146,518.68			70,146,518.68
	7,321,996.31	4,050,955.09		11,372,951.40
	4,850,343.90	3,288,921.73		8,139,265.63
	2,471,652.41	762,033.36		3,233,685.77
	100,344,869.99			105,924,024.48
	32,670,003.72			39,011,191.57
	67,674,866.27			66,912,832.91
	100,344,869.99			105,924,024.48
	32,670,003.72			39,011,191.57
	67,674,866.27			66,912,832.91

4,050,955.09

8 94%



--

2

	15,745,427.35	17,940,067.54		8,970,334.90	24,715,159.99

42.07%

28.62%

10

	1,743,540.56			1,743,540.56	
	966,571.36			966,571.36	
	2,710,111.92			2,710,111.92	

11

1

--	--	--	--	--	--	--

.241.38 0.48 20.1656 r06.76.34 492.02 0.47998 19.62565.8018 406.04 0.48001 19.86565.8018 406.04 0.480017



	1,545,446.57	1,173,310.07
	2,160,828.15	1,925,744.92
	3,706,274.72	3,099,054.99

13

	6,449,685.20	2,004,881.55	354,562.25		8,100,004.50
	1,461,921.16	527,035.40	51,651.25		1,937,305.31
	7,911,606.36	2,531,916.95	406,213.50		10,037,309.81

14

1

	109,229,851.89	27,312,800.00
	40,000,000.00	95,000,000.00
	13,442,333.08	5,419,624.28
	608,752,220.00	339,579,771.86
	771,424,404.97	467,312,196.14

2

--



--

3

57. 81%
---------

15

1

	57,500,579.10	43,922,294.66
	57,500,579.10	43,922,294.66

2

57, 500, 579. 10

3

30. 91%
---------

16

1

1	464,964,582.02	240,481,602.13
1-2	406,227.61	6,707,619.82
2-3	1,115,193.98	683,850.10
3	985,054.42	406,929.39
	467,471,058.03	248,280,001.44

2

5% ( 5%)

3

88. 28%
---------

17



1

1	13,842,869.68	2,945,494.58
1-2	55,318.13	54,967.08
2-3		
3		
	13,898,187.81	3,000,461.66

2

5% 5%

18

1

	8,223,796.24	67,820,325.95	62,530,418.65	13,513,703.54
		11,088,762.88	11,088,762.88	
		6,979,354.22	6,979,354.22	
		2,637,399.69	2,637,399.69	
		3,566,363.84	3,566,363.84	



	11,443,092.30	5,535,763.43
	502,572.54	362,882.73
		7,200.00
	421,223.37	418,985.92
	321,134.09	310,558.15
	246,545.44	73,559.68
	-32,760,123.28	893,562.70

20

1

1	1,994,686.56	1,376,980.40
1-2	150,561.47	147,895.58
2-3		25,095.40
3		37,493.45
	2,145,248.03	1,587,464.83

2

5% 5%

3

36.20%
--------

21 1

1 1

1	34,000,000.00	
1		
1		
	34,000,000.00	

2 1




	20,000,000.00	
	14,000,000.00	
	34,000,000.00	

3 1

				%				
	2009-5-13	2011-5-12		4.86		20,000,000.00		
	2009-6-4	2011-6-3		4.86		14,000,000.00		
						34,000,000.00		

22

1

		20,000,000.00
	58,000,000.00	76,000,000.00
	58,000,000.00	96,000,000.00

2

				%				
	2007-5-31	2015-2-14		5.94		50,000,000.00		50,000,000.00
	2009-5-13	2011-5-12		4.86				20,000,000.00
	2009-6-4	2011-6-3		4.86				14,000,000.00
	2007-2-14	2015-2-13		5.94		8,000,000.00		12,000,000.00
						58,000,000.00		96,000,000.00

23

1

		+				
	240,000,000.00			120,000,000.00		120,000,000.00
						360,000,000.00





2

2010	2	26	2009	2009	12	31
24,000				10	5	12,000
			36,000			
			2010	20		

24

1

	404,766,041.38		120,000,000.00	284,766,041.38
	1,930,015.64			1,930,015.64
	406,696,057.02			286,696,057.02

2

120,000,000.00
----------------

25

	26,573,450.79			26,573,450.79
	26,573,450.79			26,573,450.79

26

	202,566,851.04	
+	-	
	202,566,851.04	
	99,317,082.34	
	24,000,000.00	0.10



	277,883,933.38	

27

1

	2010 1-6	2009 1-6
	1,037,741,244.59	358,752,806.98
:	1,018,748,074.01	350,506,895.41
	18,993,170.58	8,245,911.57
	790,892,269.78	275,927,793.32
:	774,153,829.11	269,066,661.78
	16,738,440.67	6,861,131.54

2

3

	2010 1-6		2009 1-6	
	811,993,993.56	604,539,104.08	350,506,895.41	269,066,661.78
	206,754,080.45	169,614,725.03		
	1,018,748,074.01	774,153,829.11	350,506,895.41	269,066,661.78

4

	2010 1-6		2009 1-6	
	157,942,010.42	116,682,350.49	145,733,554.46	109,022,435.66
	860,806,063.59	657,471,478.61	204,773,340.95	160,044,226.12
	1,018,748,074.01	774,153,829.11	350,506,895.41	269,066,661.78

5

1	259,140,062.28	24.97%
2	221,905,736.20	21.38%
3	113,795,913.33	10.97%
4	101,971,845.40	9.83%
5	42,136,598.32	4.06%



	738,950,155.53	71.21%
--	----------------	--------

6

189.26%	2010
---------	------

28

	2010 1-6	2009 1-6	
	30,755.97	252,259.31	7%
	13,181.13	108,111.13	3%
	4,393.72	36,037.04	1%
	86,459.75	86,600.00	5%
	134,790.57	483,007.48	

29

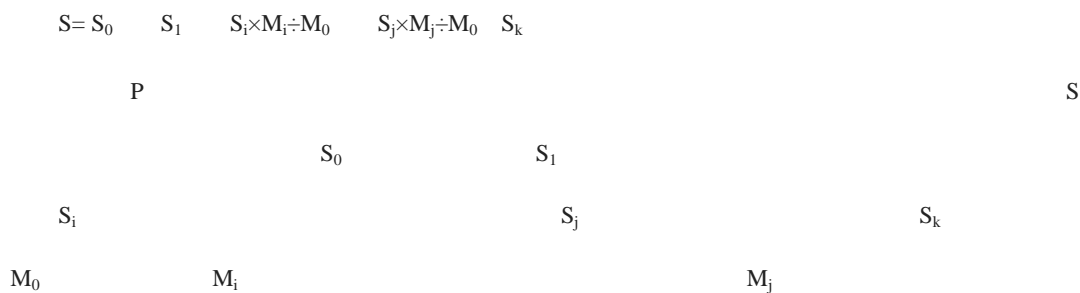
	2010 1-6	2009 1-6
	1,650,319.30	-323,984.75
	475,384.15	10,445.50
	2,125,703.45	-313,539.25

30



1





	2010 1-6	2009 1-6
	99,317,082.34	20,600,351.00
	240,000,000.00	120,000,000.00*1.5
	120,000,000.00	120,000,000.00*1.5
	6	6
	360,000,000.00	360,000,000.00
	0.28	0.06
	1,108,145.90	87,334.65
	98,208,936.44	20,687,685.65
	0.27	0.06

2010 3

34 —

2009 1-6

2009 1-6

0.09 0.09

$$2 = P_0 / (E_0 \cdot NP \div 2 \cdot E_i \times M_i \div M_0 - E_j \times M_j \div M_0 \pm E_k \times M_k \div M_0)$$

P0

NP

E0

Ei

Ej

M0

Mi

Mj

Ek

Mk



	2010 1-6	2009 1-6
	875,381,611.38	811,672,307.82
	99,317,082.34	20,600,351.00
	98,208,936.44	20,513,016.35
	24,000,000.00	36,000,000.00
	3	1
	6	6
	913,040,152.55	815,972,483.32
	918,486,079.60	815,928,816.00
	10.88%	2.52%
	10.69%	2.51%

## 34

	2010 1-6	2009 1-6
1		
2		
3		
4	537,783.99	231,575.55
	537,783.99	231,575.55
5		



---

	537,783.99	231,575.55

35

1

	2010 1-6	2009 1-6



	2010 1-6	2009 1-6
" "	-	
" "	-607,219.73	54,369.00
" "	-	
" "	-93,253,786.53	-1,958,349.40
" "	-216,988,909.08	-26,623,778.11
" "	198,932,418.23	7,786,264.31
	40,781,184.15	30,229,734.93
<b>2</b>		
<b>3</b>		
	266,497,062.58	358,165,478.74
	307,448,403.62	431,015,416.01
	-40,951,341.03	-72,849,937.27

2

	266,497,062.58	307,448,403.62
	128,696.89	181,108.99
	266,368,365.69	307,267,294.63
	266,497,062.58	307,448,403.62

1





1





		58,000,000.00	2007 2 14	2015 2 13	
		390,000,000.00	2009 1 9	2010 8 25	
		270,000,000.00	2009 8 21	2010 12 31	
		718,000,000.00			

2

3

1

7,000 8 2007 2  
14 2015 2 13 5,800  
2 2009 11 3 2009

		5,000	2010 3 16	2011 3 21	
		3,000	2010 4 1	2011 4 1	
		2,000	2010 5 14	2011 5 14	
		10,000			

1




2

1

2

3



1

2010 3 18 2010

20,000

2010 8 10

[ 2010] SMICN5

1.8

2

2

2009 12 9 2009

2010 8 16

A

,

2

3



4

5

6

7

1.					
2					
3	22,883.45			567.90	56,707.21
4.					
5.					
	8,876.94				20,976.63

1

1

		(%)		(%)
	252,025,244.88	83.72	4,229,486.09	1.68
	743,629.04	0.25	337,659.26	45.41
	48,281,761.27	16.04	271,730.66	0.56
	301,050,635.19	100	4,838,876.01	1.61



---

		(%)



7 76.87%  
65,135.35 149% 2-4

2

1

		(%)		(%)
	6,942,220.49	72.07	69,422.20	1.00
	8,119.00	0.08	4,185.70	51.55
	2,682,369.94	27.85	31,445.70	1.17
	9,632,709.43	100.00	105,053.60	1.09

		(%)		(%)
	12,768,944.35	75.64		
	2,290,139.59	13.57	22,901.40	0.06
	115,961.00	0.69	35,288.30	30.43
	1,707,239.03	10.10	21,464.39	1.26
	16,882,283.97	100.00	79,654.09	

2

3

	4,902,586.06	49,025.86	1.00%	
	1,039,634.43	10,396.34	1.00%	



	1,000,000.00	10,000.00	1.00%	
	6,942,220.49	69,422.20		

4

					(%)	
1	2		(%)			
		113,461.00	0.67	34,038.30		
		2,500.00	0.02	1,250.00	8,119.00	0.08
		115,961.00	0.69	35,288.30	8,119.00	0.08

5

5% 5%

6

1		4,902,586.06	1	50.90%
2		1,039,634.43	1	10.79%
3		1,000,000.00	1	10.38%
4		406,765.00	1	4.22%
5		296,000.00	1	3.07%
		7,644,985.49		79.36%

7

70.82%
--------

3

1		-2,081,164.66	-2,081,164.66		-2,081,164.66
2		97,980.97	97,980.97		97,980.97
3		58,651,469.62	224,436,169.62		224,436,169.62
4		500,000.00	1,741,900.00	3,483,300.00	5,225,200.00
5		5,000,000.00	5,000,000.00		5,000,000.00



6			2,926,252.50	6,534,597.73	1,709,402.11	8,243,999.84
7			131,392.80	10,108,355.80	4,232,606.00	14,340,961.80
8			3,330,586.00			
9			1,508,697.50	1,508,697.50	1,365,340.00	2,874,037.50
10			20,000,000.00		20,000,000.00	20,000,000.00
			90,065,214.73	247,346,536.96	30,790,648.11	278,137,185.07

	(%)	(%)				
	100.00	100.00				
	100.00	100.00				
	82.72	82.72				33,502,621.70
	51.00	51.00				
	100.00	100.00				
	100.00	100.00				
	100.00	100.00				
	100.00	100.00				
	100.00	100.00				
	100.00	100.00				
						33,502,621.70

4

1

	2010	1-6	2009	1-6
		635,775,777.73		253,766,104.96
		15,577,762.13		7,440,344.58
		651,353,539.86		261,206,449.54
		478,553,317.39		190,265,853.63
		13,687,687.87		6,010,658.30
		492,241,005.26		196,276,511.93

2






432,755,517.59	311,987,580.58	253,766,104.96	190,265,853.63
203,020,260.14	166,565,736.81		
635,775,777.73	478,553,317.39	253,766,104.96	190,265,853.63

209,405,192.30	154,659,292.05	138,956,199.33	105,541,267.25
426,370,585.43	323,894,025.34	114,809,905.63	84,724,586.38
635,775,777.73	478,553,317.39	253,766,104.96	190,265,853.63

259,140,062.28	39.78%
113,795,913.33	17.47%
42,136,598.32	6.47%
34,183,643.15	5.25%
23,014,059.22	3.53%
472,270,276.30	72.51%



	33,502,621.70	



	33,502,621.70	

2

	33,502,621.70		2009

6

1		
	103,163,869.86	24,701,344.77
	813,483.01	146,554.62
	2,465,975.14	7,570,481.61
	353,265.81	505,899.66
	60,000.00	60,000.00
	" "	
	" "	
	" "	
	7,177,903.71	6,157,568.42
	-33,502,621.70	
	-134,498.02	136,809.73
	" "	
	-52,372,991.26	1,973,595.82
	-124,989,804.82	-34,790,672.96
	148,877,771.40	12,174,129.61
	51,912,353.13	18,635,711.28
2		





	-208,114.57	52,628.40
	1,302,136.15	102,628.40
	194,602.20	14,628.20
	1,107,533.95	88,000.20
	-611.95	665.55
	1,108,145.90	87,334.65

2

1

2

3

	10.88%	0.28	0.28
	10.69%	0.27	0.27



§ 8

8.1

8.2

8.3

8.4