

2015



2015 08

)

(

.....	2
.....	6
.....	8
.....	10
.....	21
.....	30
.....	35
.....	36
.....	38
.....	142

		()
		()
		()
		()
GNMC		Goertek Nikko MaChinery Co., Ltd
ETJ		Eco Trust Japan Co., Ltd,

			002241

3

2014

	5,416,370,473.97	4,673,051,154.85	15.91%
	518,371,137.73	607,530,996.87	-14.68%
	516,889,672.38	564,468,797.90	-8.43%
	861,736,417.11	687,103,601.10	25.42%
/	0.34	0.40	-15.00%
/	0.34	0.40	-15.00%
	6.03%	9.19%	-3.16%
	16,898,092,991.50	17,757,736,753.65	-4.84%
	8,726,445,808.26	8,330,937,686.26	4.75%

1

2

	-2,784,373.23	
	2,248,366.66	
	2,743,977.09	
	536,439.05	
	190,066.12	
	1,481,465.35	--

1

1

1

	5,416,370,473.97	4,673,051,154.85	15.91%	
	4,009,014,884.64	3,383,751,203.79	18.48%	
	98,864,820.98	84,707,936.42	16.71%	
	581,460,600.73	465,624,608.81	24.88%	
	95,215,385.18	43,207,290.90	120.37%	2014
	95,472,123.81	111,998,001.64	-14.76%	
	374,957,547.41	286,629,934.00	30.82%	
	861,736,417.11	687,103,601.10	25.42%	
	-785,408,694.29	-753,518,179.91	4.23%	
	-1,450,585,327.38	178,113,834.48	-914.41%	
	-1,346,701,520.35	86,098,917.49	-1,664.13%	
	125,419,345.87	62,730,986.16	99.93%	
	2,232,814,009.25	1,612,840,054.14	38.44%	
	658,166,878.73	447,342,197.45	47.13%	

2015

1

2014

25

2015

11

16,707.92

120,000

2 1 2015

1 1,000

29,579,500 ,

3

2

3

MEMS

4

1

1

0.00	221,481,825.12	

2

3

4

1639 29.46%

2

1

2

3

3

1

|

|

		[2014]1247	2014 12 12	2,500
100	250,000		[2014]485	250,000
2014 12 26				128009
3,830,000.00		2,453,420,000.00		
2014 12 30				
2015	120,000		12	2015 1 15
200	30,000			
2015		2015 4 23		2015 5 12
2015		2015 6 3	2014	
2015 6 30			6.81%	

2

	()	(1)	(2)	(3) (2)/(1)						
		62,856	62,856	647.73	63,183.59	100.52%	2014 09 30	16,003.63		
		70,499	70,499	1,085.31	69,578.04	98.69%	2014 12 31	13,759.65		
		43,739	43,739	4,393.31	44,387.20	101.48%	2014 09 30	6,316.47		
		39,080	39,080	1,743.39	17,795.52	45.53%	2015 12 31	4,641.39		
		14,922	14,922	132.96	14,883.51	99.74%	2014 12 31			
		95,342	95,342	4,345.67	4,345.67	4.56%	2016 06 30			
		90,000	90,000	5,029.45	5,029.45	5.59%	2016 06 30			

	12	2015	1	15	2015

3

4

2015	2015 08 20	http://www.cninfo.com.cn/

4

				12,100	2,273,846,058.46	1,521,996,746.06	1,080,799,243.51	100,981,872.27	86,410,249.76

5

2015 1-9

2015 1-9

2015 1-9	-30%		-10%
2015 1-9	75,096.53		96,552.68
2014 1-9	107,280.76		

2015 2017

2014 2014 2014 12 31 1,516,430,119 ,
10 1.0 2015 6 11 2015 6 12

2015 04 08					
2015 04 10					
2015 04 13					
2015 04 15					
2015 04 15					

2015 04 24					
2015 04 24					
2015 04 24					
2015 04 24					
2015 04 24					
2014 05 04					
2015 05 05				Frank. liu	

2015 05 05

()			()	()	()		
Knowles Electronics,LLC						2015 02 26	http://www.cninfo.com.cn 2015-010
	17,000					2015 02 26	http://www.cninfo.com.cn 2015-010
Knowles Electronics,LLC	8,000			Knowles Electronic,LLC		2015 02 26	http://www.cninfo.com.cn 2015-010

1

	16,939	475							2014 04 28	http://www.cninfo.com.cn 2014-024
	4,103.97	2,122.77							2014 08 08	http://www.cninfo.com.cn 2014-043
	353,148	15,400							2014 08 19	http://www.cninfo.com.cn 2014-048
	133,333	6,693.32							2015 01 27	http://www.cninfo.com.cn 2015-007

Anders Weckström			35									2015 06 20	http://www.cninfo.com.cn 2015-057

3

2013 10				3,000			2,753.30	
246.70	2013 12 30				12	48		
6						3,000	2,963	
2,716.30	246.70	2014 1 8						
2014 5 6	2013				41.27 /		41.17 /	
2014 12 30				15				
524	509		2,716.30	2,617.30		509		
		523.46		2014 12 31	2015 12 30			
2014 12 30		67	246.7			26.02	2015 1	
31								
2015 6 19				2014				
		41.17 /	26.02 /	41.07 /	25.92 /			
	2013 11 28					2014 12 31		
								2015
1 31					2015 2 13			
				2015 6 20				
2015 4 23					<		1	
	>	>		1				
	1000		4					
						1		
2015 6 23	1			29,579,500		1.94%	33.30	
/	1			2015 6 23	12			

1

2

3

4

5

1

1

2

3

2

		7,000	2007 02 14	600		8		
	2014 08 08	55,022	2015 06 17	1,223		1		
	2014 08 08	55,022	2015 04 22	9,170		1		
	2014 08 08	55,022	2015 05 18	1,834		1		
	2014 08 08	55,022	2015 06 25	1,528		1		
	2014 08 08	55,022	2014 10 28	1,223		1		
	2014 08 08	55,022	2014 12 23	1,834		1		
	2014 08 08	55,022	2015 06 07	1,223		1		
	2014 08 08	55,022	2015 05 18	2,445		1		
	2014 08 08	55,022	2015 04 14	6,114		1		
	2014 08 08	55,022	2015 04 20	3,668		1		
	2014 08 08	55,022	2015 04 29	1,982		1		
	2014 08 08	55,022	2015 05 26	1,847		1		
	2014 08 08	55,022	2015 05 27	1,762		1		

2014 08 08 55,022 2015 05 27 326 1

3

4

5%

		4			

891
0
0
891
0
891
0
0
0
758
758

2015

7 2

<http://www.cninfo.com>

2015

2015 6 30

10

		24,999,485	
		1,858	
1		1,563,981	6.26%
2		1,241,871	4.97%
3		1,059,287	4.24%
4		1,009,920	
5		992,287	3.97%
6		820,900	3.28%

		26.03%	397,261,054			397,261,054		52,161,054
		17.60%	268,600,500		234,885,000	33,715,500		
		3.29%	50,276,000		42,957,000	7,319,000		
1	"	1.94%	29,579,500			29,579,500		
-005L-FH002		1.60%	24,462,622			24,462,622		
-005L-CT001		1.05%	15,990,165			15,990,165		
1		0.91%	13,959,820			13,959,820		
1		0.81%	12,319,922			12,319,922		
		0.71%	10,800,000		8,100,000	2,700,000		
		0.68%	10,398,893			10,398,893		
10	3							


10			
		397,261,054	397,261,054
		33,715,500	33,715,500
" 1 "		29,579,500	29,579,500
-005L-FH002		24,462,622	24,462,622
-005L-CT001		15,990,165	15,990,165
1		13,959,820	13,959,820
1		12,319,922	12,319,922
		10,398,893	10,398,893
		9,999,502	9,999,502
		9,163,919	9,163,919
10			
10			
10			
10		327,261,054	
		70,000,000	397,261,054
4			

10

10

10

10



			2015 4 23	
			2015 5 5	

	55,898,266.62	53,051,703.79
	9,389,153,318.85	10,773,130,803.85
	123,934,300.49	122,103,364.55
	5,395,734,104.14	5,120,578,551.16
	658,166,878.73	447,342,197.45
	1,101,661,176.25	1,041,683,110.22
	94,527,742.49	86,940,887.92
	74,509,081.14	74,509,081.14
	34,366,383.32	60,039,658.36
	21,127,339.41	25,601,729.00
	4,912,666.68	5,807,370.00
	7,508,939,672.65	6,984,605,949.80
	16,898,092,991.50	17,757,736,753.65
	1,623,594,732.66	2,451,947,530.75
	44,960,012.52	97,873,046.69

	2,169,355,128.95	2,289,287,090.28
	34,505,182.96	30,985,221.79
	120,240,767.19	228,006,006.15
	-122,548,070.68	75,137,356.50
	20,106,806.48	9,861,443.63
	32,005,335.49	65,487,993.43
	373,576,389.47	380,605,162.50
	4,295,796,285.04	5,629,190,851.72
	1,534,238,622.83	1,513,819,772.52
	2,101,075,579.52	2,048,780,468.17
	49,721,300.00	41,164,666.66
	2,779,312.50	2,779,312.50
	3,687,814,814.85	3,606,544,219.85
	7,983,611,099.89	9,235,735,071.57
	1,526,431,986.00	1,526,430,119.00
	410,366,786.32	410,375,246.28

	2,084,056,221.85	2,049,775,423.96
	-14,820,091.58	-10,325,882.82
	455,299,772.06	455,299,772.06
	4,265,111,133.61	3,899,383,007.78
	8,726,445,808.26	8,330,937,686.26
	188,036,083.35	191,063,995.82
	8,914,481,891.61	8,522,001,682.08
	16,898,092,991.50	17,757,736,753.65

2

	2,832,686,827.84	3,759,297,183.45
	125,419,345.87	62,730,986.16
	2,614,033,702.89	3,166,227,489.32
	60,047,509.72	74,288,401.94
	289,749,607.46	204,380,049.33
	1,843,053,340.37	1,294,275,498.38
	43,146,147.96	38,802,476.52
	7,808,136,482.11	8,600,002,085.10

	1,695,942,334.07	1,616,640,551.97
	4,395,110,259.90	4,279,371,185.72
	494,310,837.86	313,987,433.59
	702,539,759.37	641,848,349.82
	7,885,601.10	6,409,203.36
	18,220,664.20	23,174,620.12
	7,495,500.58	8,706,638.18
	7,321,504,957.08	6,890,137,982.76
	15,129,641,439.19	15,490,140,067.86
	965,916,982.55	1,551,268,207.43
	44,495,113.39	97,347,051.29
	1,880,336,054.17	1,787,831,320.93
	8,105,216.67	1,538,321.58
	73,263,856.01	151,015,931.61
	-83,536,705.53	34,615,850.29
	20,106,806.48	9,861,443.63
	5,492,755.68	9,797,257.57

	366,816,000.00	367,140,000.00
	3,280,996,079.42	4,010,415,384.33
	1,467,264,000.00	1,468,560,000.00
	2,101,075,579.52	2,048,780,468.17
	31,051,300.00	22,494,666.66
	3,599,390,879.52	3,539,835,134.83
	6,880,386,958.94	7,550,250,519.16
	1,526,431,986.00	1,526,430,119.00
	410,366,786.32	410,375,246.28
	2,069,002,208.31	2,034,721,410.42
	455,296,989.66	455,296,989.66
	3,788,156,509.96	3,513,065,783.34
	8,249,254,480.25	7,939,889,548.70
	15,129,641,439.19	15,490,140,067.86

3

--	--	--

	5,416,370,473.97	4,673,051,154.85
	5,416,370,473.97	4,673,051,154.85
	4,807,964,773.18	3,997,115,017.42
	4,009,014,884.64	3,383,751,203.79
	36,729,518.61	34,727,164.67
	98,864,820.98	84,707,936.42
	581,460,600.73	465,624,608.81
	95,215,385.18	43,207,290.90
	-13,320,436.96	-14,903,187.17
	201,677.76	128,847.84
	201,677.76	128,847.84
-		
	608,607,378.55	676,064,985.27
	5,111,427.35	63,331,739.68
	119,083.60	21,507.95
	2,903,456.83	10,456,120.27
	2,903,456.83	10,456,120.27
	610,815,349.07	728,940,604.68
	95,472,123.81	111,998,001.64
	515,343,225.26	616,942,603.04
	518,371,137.73	607,530,996.87
	-3,027,912.47	9,411,606.17
	-4,494,208.76	-3,912,010.62

	-4,494,208.76	-3,912,010.62
1.		
2.		
	-4,494,208.76	-3,912,010.62
1.		
2.		
3.		
4.		
5.	-4,494,208.76	-3,912,010.62
6.		
	510,849,016.50	613,030,592.42
	513,876,928.97	603,618,986.25
	-3,027,912.47	9,411,606.17
	0.34	0.4
	0.34	0.4
	0.00	0.00

4

	4,291,243,342.30	3,525,831,387.70
	3,152,692,909.26	2,535,186,576.27
	34,202,036.50	32,833,993.98
	40,156,571.33	67,592,624.74
	477,944,570.39	391,789,402.97
	88,062,755.37	43,023,849.27
	-3,656,416.37	-10,806,153.32

	0.00	-1,586,819.77
	0.00	-1,586,819.77
	501,840,915.82	464,624,274.02
	3,919,801.94	38,696,694.85
	928,656.95	1,647,521.69
	2,544,554.80	17,403,288.25
	2,544,554.80	17,403,288.25
	503,216,162.96	485,917,680.62
	75,482,424.44	73,125,675.06
	427,733,738.52	412,792,005.56
1.		
2.		
1.		
2.		
3.		
4.		
5.		
6.		
	427,733,738.52	412,792,005.56

5

	6,781,573,870.36	6,189,038,475.74

		3,258,829.80
	787,853,206.49	759,198,206.54
	-785,408,694.29	-753,518,179.91
	888,448,573.07	4,416,318,215.32
	437,206,207.56	
	1,325,654,780.63	4,877,717,470.15

	170,232,397.49	189,361,338.26
	4,548,861,347.17	4,506,644,168.51
	632,332,351.99	514,236,067.58

	10,070,204.24	5,271,019.63
	261,728,000.00	689,715,163.81
	271,798,204.24	694,986,183.44
	626,094,597.00	379,982,041.62
	79,301,782.10	133,944,013.72

	1,526,430,119.00			410,375,246.28	2,049,775,423.96		-10,325,882.82		455,299,772.06		3,899,383,007.78	191,063,995.82	8,522,001,682.08
	1,526,430,119.00			410,375,246.28	2,049,775,423.96		-10,325,882.82		455,299,772.06		3,899,383,007.78	191,063,995.82	8,522,001,682.08
	1,867.00			-8,459.96	34,280,797.89		-4,494,208.76				365,728,125.83	-3,027,912.47	392,480,209.53
							-4,494,208.76				518,371,137.73	-3,027,912.47	510,849,016.50
	1,867.00			-8,459.96	34,280,797.89								34,274,204.93
1													
2	1,867.00			-8,459.96	47,997.89								41,404.93

3					34,232,800.00								34,232,800.00
4													
											-152,643,011.90		-152,643,011.90
1													

2015

								141,520,296.37		-294,163,308.27	-15,842,111.90	-168,485,123.80
1								141,520,296.37		-141,520,296.37		
2												
3										-152,643,011.90		

	1,526,430,119.00			410,375,246.28	2,034,721,410.42				455,296,989.66	3,513,065,783.34	7,939,889,548.70
	1,526,430,119.00			410,375,246.28	2,034,721,410.42				455,296,989.66	3,513,065,783.34	7,939,889,548.70
	1,867.00			-8,459.96	34,280,797.89					275,090,726.62	309,364,931.55
										427,733,738.52	427,733,738.52
	1,867.00			-8,459.96	34,280,797.89						34,274,204.93
1											
2	1,867.00			-8,459.96	47,997.89						41,404.93
3					34,232,800.00						34,232,800.00
4											
										-152,643,011.90	-152,643,011.90
1											
2											
3										-152,643,011.90	-152,643,011.90

				410,375,246.28	87,060,000.00						497,435,246.28
1											
2				410,375,246.28							410,375,246.28
3					87,060,000.00						87,060,000.00
4											
									141,520,296.37	-294,163,308.27	-152,643,011.90
1									141,520,296.37	-141,520,296.37	
2											

2015

	1,526,430,119.00			410,375,246.28	2,034,721,410.42				455,296,989.66	3,513,065,783.34	7,939,889,548.70
--	------------------	--	--	----------------	------------------	--	--	--	----------------	------------------	------------------

					2007 7 27		
	2001 6 25				2007 5		2007 172
2007 6 26	2007					2011 3	
				2,940		17	
2007 7 18					17		2007 6 30
	1 0.8						
				2008 613			
				A	3,000		18.78
					[2008] 19		2008 5 22
				12,000	2008 7 22		
2009 4 17	2008				2008 12 31	12,000	
	10 10			12,000		24,000	
					2009 2427		2009 7 20
2010 2 26	2009				2009 12 31	24,000	
	10 5			12,000		36,000	
				[2010] 20		2010 3 30	
							2010 1255
2010 9 29					5		A
1,579.1275			33.01		50,621.998775		
				[2010] 90		37,579.1275	2010
12 13							
2011 5 25	2010				2010 12 31	37,579.1275	
	10 10			37,579.1275		75,158.255	

				[2011] 49		2011 6 24
						2012 108
		10		A	9,643.4183	
24.69		232,077.885875				
		[2012]408A14		84,801.6733		2012 5 7
2013 5 9	2012		2012 12 31	848,016,733		
10	1.5		127,202,509.95			10 8
		678,413,386	1,526,430,119			
		[2013] 408A0001		2013 6 19		
						\
3D	LED					
						LED
			268			
		MIC	SPK			

Goertek Nikko MaChinery Co., Ltd

Eco Trust Japan Co., Ltd

Dynaudio Holding A/S

24

2015 8 19

2015

24

1

1

33

76

2006 2 15

41

15

2014

2

12

28

1

2015 6 30

2014

2014

15

2

1 1 12 31

3

12

4

5

1

2

12

12

5

2012

19

33

5 2

12

2

2

22

12

9

12 2

7

8

1

2

3



巨潮资讯

www.cninfo.com.cn

中国证监会指定信息披露网站

/

9

1

2

A.

B.

C.

A.

B.

3

20%

12

4

5


6

7

8

10

1



100

10%

3

11

1

2

3

9

1

/

6 2

13

18

14

1

2

		20-30	5.00%	3%-4.75%
		10	5.00%	9%-9.5%
		10	5.00%	9%-9.5%
		5	5.00%	18%-19%
		5	5.00%	18%-19%

3

15

18

16

3

17

1

2

3

18

2

3

4

21

1

2

3

22

1

/

2

23

1

2

/

/

3

4

24

1

1

2

2

25

/

1

2

> žAÔ, 'o ì>t AÓ•£ È

3

4

26

1

1

2

2

1

2

27

1

2

3

4

5

6

7

28

1

2

1

		25% 17% 10% 8% 6% 5% 3%
		5%
		7% 5%
		13% 15% 16.5% 17% 20% 22% 23% 25% 28% 38%
		3%
		2%
		1%

	15%
	15%
	15%
	25%
	25%

	25%
	25%
	25%
	25%
	25%
	25%
	25%
	25%
	20%
	22%
	13%
	16.5%
	28%
	28%
	17%
	38%
GNMC	38%
ETJ	38%
	23%
	25%

2

2009 6 3 [2009]88 2009 6 1
14% 17% 2006 9 14 [2006]139
2006 9 15 13% 17%
2012 7 1 [2000]155 [2002]116
[2012]19
504
3 2011 1 1 2013 12 31
[2015]33

889 2014

3 2014 1 1 2016 12 31 2014 15%

2014 4 18 [2014]57

511 2013

2013 12 11 3 2013

1 1 15% 2013 1 1 2015 12 31

[2014]34

20%

1

	1,009,632.76	671,521.45
	2,754,202,741.46	4,101,242,373.12
	1,057,579,931.42	654,338,222.17
	3,812,792,305.64	4,756,252,116.74
	79,801,010.62	58,974,901.57

590,500,000.00

558,783,040.00 1

2**1**

	109,691,669.15	41,795,270.10
	15,727,676.72	20,935,716.06
	125,419,345.87	62,730,986.16

2

	23,791,033.52
	23,791,033.52

3

	43,589,183.80	0.00
	43,589,183.80	0.00

4

3

1

	3,085,745, 469.78	100.00%	56,670.04 8.85	1.84%	3,029,075, 420.93	4,226.58 4,374.69	100.00%	73,648,382 .69	1.74%	4,152,935.99 2.00
	3,085,745, 469.78	100.00%	56,670.04 8.85	1.84%	3,029,075, 420.93	4,226.58 4,374.69	100.00%	73,648,382 .69	1.74%	4,152,935.99 2.00

1			
3	2,532,475,510.57	25,324,755.10	1.00%
4-6	489,982,554.93	24,499,127.75	5.00%
7-12	61,403,832.14	6,140,383.21	10.00%
1	3,083,861,897.64	55,964,266.06	1.81%
1 2	1,423,942.31	427,182.69	30.00%
2 3	362,059.46	181,029.73	50.00%
3	97,570.37	97,570.37	100.00%
	3,085,745,469.78	56,670,048.85	1.84%

2

-16,978,333.83

0.00

3

4

1,126,286,624.06

36.50%

15,877,991.87

5

	453,021,158.38	5,310,599.84

6

4

1

1	99,788,436.74	95.64%	90,653,211.80	95.02%
1 2	4,546,038.24	4.36%	4,747,054.62	4.98%
2 3			7,000.00	0.00%
3	619.50		619.50	0.00%
	104,335,094.48		95,407,885.92	

2

58,032,125.48

55.62%

5

1

	31,433,812.30	100.00%	2,614,936.24	8.32%	28,818,876.06	42,509,808.16	100.00%	2,597,743.06	6.11%	39,912,065.10

	31,433,812.30	100.00%	2,614,936.24	8.32%	28,818,876.06	42,509,808.16	100.00%	2,597,743.06	6.11%	39,912,065.10

3

4

	8,949,778.06	24,162,246.39
	12,378,930.63	15,890,226.80
	7,525,168.21	1,128,176.23
	1,625,570.40	740,725.99
	954,365.00	588,432.75
	31,433,812.30	42,509,808.16

5

450,000.00

1		6,880,775.27	1	21.89%	68,807.75
2		2,069,002.79	1	6.58%	20,690.03
3		2,667,500.00	1	8.49%	133,375.00
4		1,500,000.00	1-2	4.77%	450,000.00

6

1

	1,024,009,675.67	6,677,263.93	1,017,332,411.74	694,872,862.25	3,994,654.98	690,878,207.27
	200,135,949.49	2,037,411.50	198,098,537.99	157,830,474.79	2,043,606.82	155,786,867.97
	926,430,693.91	2,198,269.56	924,232,424.35	669,198,170.26	1,344,777.16	667,853,393.10
	93,150,635.17		93,150,635.17	98,321,585.80		98,321,585.80

8

	55,898,266.62	53,051,703.79
	55,898,266.62	53,051,703.79

9

	122,103,364.55				201,677.76	1,629,258.18				123,934,300.49	
	122,103,364.55				201,677.76	1,629,258.18				123,934,300.49	
	122,103,364.55				201,677.76	1,629,258.18				123,934,300.49	

10

1

1.	2,930,755,496.26	2,778,458,366.60	293,608,839.28	132,725,111.74	17,376,347.59	6,152,924,161.47
2.	86,637,013.96	347,373,761.33	34,116,304.27	72,346,115.28	3,400.00	540,476,594.84
1	75,449,625.72	267,403,794.71	28,869,107.94	71,393,741.51	3,400.00	443,119,669.88
2	11,187,388.24	79,969,966.62	5,247,196.33	952,373.77		97,356,924.96
3						
3.		19,808,690.03	5,038,652.84	1,500,487.69		26,347,830.56
1		19,808,690.03	5,038,652.84	1,500,487.69		26,347,830.56
4.	3,017,392,510.22	3,106,023,437.90	322,686,490.71	203,570,739.33	17,379,747.59	6,667,052,925.75

1.	221,525,604.84	665,825,223.60	80,547,827.73	54,166,464.70	10,280,489.44	1,032,345,610.31
2.	47,792,108.80	169,928,256.95	18,715,331.42	12,525,912.20	1,645,605.01	250,607,214.38
1	47,792,108.80	169,928,256.95	18,715,331.42	12,525,912.20	1,645,605.01	250,607,214.38
3.		8,186,536.92	2,172,748.45	1,274,717.71		11,634,003.08
1		8,186,536.92	2,172,748.45	1,274,717.71		11,634,003.08
4.	269,317,713.64	827,566,943.63	97,090,410.70	65,417,659.19	11,926,094.45	1,271,318,821.61
1.						
2.						
1						
3.						
1						
4.						
1.	2,748,074,796.58	2,278,456,494.27	225,596,080.01	138,153,080.14	5,453,653.14	5,395,734,104.14
2.	2,709,229,891.42	2,112,633,143.00	213,061,011.55	78,558,647.04	7,095,858.15	5,120,578,551.16

2

3

4

5

5#		5,992,887.98
13#-1		47,955,203.01
9#		521,396,707.01
10#		171,994,311.92

	122,695,648.64	
	11,944,631.20	
	35,035,995.51	
1	59,982,578.41	
	8,001,125.34	
	85,879,693.05	
	32,579,727.41	
	12,453,423.13	

1

	39,197,214.46		39,197,214.46	19,619,670.32	19,619,670.32
	12,731,533.56		12,731,533.56	4,563,265.18	4,563,265.18
2	73,541,677.56		73,541,677.56	71,586,955.08	71,586,955.08
2	42,960,638.43		42,960,638.43	40,911,815.15	40,911,815.15
	20,736,646.58		20,736,646.58	17,005,671.68	17,005,671.68
2	10,852,879.08		10,852,879.08	9,287,792.98	9,287,792.98

	25,609,268.05		25,609,268.05	22,233,896.13	22,233,896.13
	60,842,561.18		60,842,561.18	13,114,202.65	13,114,202.65
	66,040,197.62		66,040,197.62	11,499,298.33	11,499,298.33

128,297,695.77

22#	101,150,000.00	11,499,298.33	54,540,899.29			66,040,197.62	65.29%	60.00%	356,183.22	356,183.22		
		135,554,830.24	32,114,273.34	15,610,960.34	23,760,447.47	128,297,695.77						
		97,471,133.51	133,599,327.93	70,558,576.38	0.00	160,511,885.06						
	784,946,800.00	447,342,197.45	337,558,208.06	97,356,924.96	29,376,601.82	658,166,878.73	--	--	13,030,383.81	3,572,529.95		--

3

12

1

1.	612,507,300.98		592,773,492.36	44,620,473.81	1,249,901,267.15
2.	73,234,627.58		34,914,811.97	11,289,272.08	119,438,711.63
1	73,234,627.58		1,814,167.16	11,289,272.08	86,338,066.82
2			33,100,644.81		33,100,644.81
3					
3.					
1					
4.	685,741,928.56		627,688,304.33	55,909,745.89	1,369,339,978.78
1.	30,807,477.30		151,188,877.83	26,221,801.80	208,218,156.93
2.	6,787,194.76		51,616,158.48	1,057,292.36	59,460,645.60
1	6,787,194.76		51,616,158.48	1,057,292.36	59,460,645.60
3.					
1					
4.	37,594,672.06		202,805,036.31	27,279,094.16	267,678,802.53
1.					
2.					
1					
3.					
1					
4.					
1.	648,147,256.50		424,883,268.02	28,630,651.73	1,101,661,176.25
2.	581,699,823.68		441,584,614.53	18,398,672.01	1,041,683,110.22

27.89%

2

2013-GG03	153,619,380.00	

13

	86,940,887.92	374,957,547.41		33,100,644.81	334,270,048.03	94,527,742.49
	86,940,887.92	374,957,547.41		33,100,644.81	334,270,048.03	94,527,742.49

14

1

	1,743,540.56					1,743,540.56
	966,571.36					966,571.36
ETJ	2,467,952.00					24,679,520.04
Dynaudio	47,119,449.18					47,119,449.18
	74,509,081.14					74,509,081.14

2

15

	3,099,343.46		454,804.62		2,644,538.84

	613,158.39		99,625.20		513,533.19
	193,324.02		193,324.02		0.00
	34,587,832.49	5,214,110.86	14,556,915.75	10,965,716.31	14,279,311.29
	21,546,000.00		4,617,000.00		16,929,000.00
	60,039,658.36	5,214,110.86	19,921,669.59	10,965,716.31	34,366,383.32

16 /

1

	70,197,930.09	15,386,846.29	82,703,855.38	12,543,396.07
	10,929,708.20	1,639,456.23	52,708,806.93	7,906,321.04
	16,404,147.57	4,101,036.89	20,876,381.61	

	187,960,364.03	187,911,740.52
	187,960,364.03	187,911,740.52

5

2015		18,126,890.50	
2016	26,523,697.61	26,523,697.61	
2017	51,107,156.16	51,107,156.16	
2018	71,695,612.94	71,695,612.94	
2019	20,458,383.31	20,458,383.31	
2020	18,175,514.01		
	187,960,364.03	187,911,740.52	--

17

	4,912,666.68	5,807,370.00
	4,912,666.68	5,807,370.00

18

1

	558,783,040.00	273,093,867.04
	444,377,560.53	553,646,463.51
	620,434,132.13	1,625,207,200.20
	1,623,594,732.66	2,451,947,530.75

2

19

	44,960,012.52	97,873,046.69
	44,960,012.52	97,873,046.69

0.00

20

1

	2,046,421,066.38	2,183,230,124.19
	42,299,762.40	24,314,600.99
	80,634,300.17	81,742,365.10
	2,169,355,128.95	2,289,287,090.28

2

1

	27,148,762.18	

21

1

1	34,505,182.96	30,985,221.79
	34,505,182.96	30,985,221.79

2 1

3

22

1

--	--	--	--

18% 1%

23

	3,221,129.03	5,401,976.84
	14,201.05	12,542.32
	-147,607,776.28	42,627,345.62
	5,880,070.00	1,804,901.97
	2,046,291.21	7,794,746.08
	895,413.89	3,352,542.30
	596,942.54	2,235,028.18
	296,109.58	1,116,489.88
	6,503,781.40	5,743,307.54
	3,503,702.25	3,037,036.63
	833,147.65	626,185.14
	1,268,917.00	1,385,254.00
	-122,548,070.68	75,137,356.50

24

	5,497,705.75	5,207,772.26
	6,934,789.20	684,931.51
	7,674,311.53	3,968,739.86
	20,106,806.48	9,861,443.63

25

1

	22,993,004.12	39,574,029.83
	1,625,642.83	15,294,046.40
	2,820,462.08	4,484,777.20
	2,226,226.46	3,830,000.00
	2,340,000.00	2,305,140.00
	32,005,335.49	65,487,993.43

2

1

26

	373,576,389.47	380,605,162.50
	373,576,389.47	380,605,162.50

27

1

	17,796,337.87	
		52,941,581.72
	1,890,018,674.43	1,841,483,353.30
:	26	-373,576,389.47
		-380,605,162.50
	1,534,238,622.83	1,513,819,772.52

			%				

	2014 5 21	2017 5 19	3.43%- 3.44%		210,000,000.00	1,283,856,000.00	240,000,000.00	1,468,560,000.00
	2015 5 18	2017 5 17	3.90%		30,000,000.00	183,408,000.00		
Danske Bank	2014 12 28	2018 12 28	3.55%		20,672,658.76	19,254,514.37		
Realkre dit Danma rk	2014 12 31	2029 12 31	0.36%		19,106,458.75	17,795,755.68		

28

1

	2,101,075,579.52	2,048,780,468.17
	2,101,075,579.52	2,048,780,468.17

2

	2,500,000,000.00	2014 12 12	2020 12 11	2,500,000,000.00	2,048,780,468.17	0.00	6,250,000.00	52,338,394.40	43,283.05	2,101,075,579.52
	--	--	--	2,500,000,000.00	2,048,780,468.17	0.00	6,250,000.00	52,338,394.40	43,283.05	2,101,075,579.52

3

						[2014] 1247
2014 12 12		100		2,500.00		0.50% 0.70%
1.00%	1.60%	1.60%	1.60%			
						2015 6 19 2020
12 11		26.43 /	2014			26.33 /
	1					
		70%				

2

4

29

	41,164,666.66	9,427,300.00	870,666.66	49,721,300.00	
	41,164,666.66	9,427,300.00	870,666.66	49,721,300.00	--

						/
--	--	--	--	--	--	---

2014 12 12

100

	-10,325,882.82	-4,494,208.76			-4,494,208.76		-14,820,091.58
	-10,325,882.82	-4,494,208.76			-4,494,208.76		-14,820,091.58
	-10,325,882.82	-4,494,208.76			-4,494,208.76		-14,820,091.58

34

	455,299,772.06			455,299,772.06
8AÑ				

36

	5,184,448,123.29	3,810,436,784.63	4,589,872,845.25	3,309,101,699.88
	231,922,350.68	198,578,100.01	83,178,309.60	74,649,503.91
	5,416,370,473.97	4,009,014,884.64	4,673,051,154.85	3,383,751,203.79

37

39

	334,270,048.03	234,586,573.25
	96,106,020.70	86,747,272.20
	34,232,800.00	45,177,962.50
	22,655,473.94	16,627,628.16

	3,640,703.69	2,959,936.01
	-13,320,436.96	-14,903,187.17

42

	201,677.76	128,847.84
	201,677.76	128,847.84

43

	119,083.60	21,509.95	119,083.60
	119,083.60	21,507.95	119,083.60
	2,248,366.66	54,283,500.00	2,248,366.66
	2,743,977.09	9,026,731.73	2,743,977.09
	5,111,427.35	63,331,739.68	5,111,427.35

			/
		22,510,000.00	
	50,000.00	30,100,000.00	
		470,000.00	

LED

325,000.00

29					
[2015]2	2014		2015 3		440,000.00
[2014]422			2015 1		
255,700.00	2015 5	4	628,000.00		

44

	2,903,456.83	10,456,120.27	2,903,456.83
	2,903,456.83	8,490,636.72	2,903,456.83
		1,965,483.55	
	2,903,456.83	10,456,120.27	2,903,456.83

45

1

	90,997,734.22	109,259,740.68
	4,474,389.59	2,738,260.96
	95,472,123.81	111,998,001.64

2

	610,815,349.07
/	91,622,302.36
	-1,014,873.46
	-1,414,095.00
	538,296.79
	5,740,493.12
	95,472,123.81

46

47

1

5

	429,683,859.62	458,660,705.72
	7,522,347.94	2,738,549.11
	437,206,207.56	461,399,254.83

6

	836,397,330.00	602,675,444.24
	836,397,330.00	602,675,444.24

48**1**

1	--	--
	515,343,225.26	616,942,603.04
	-13,320,436.96	-14,903,187.17
	250,607,214.38	175,663,022.64
	59,460,645.60	28,760,731.74
	19,921,669.59	3,393,433.15
	2,784,373.23	10,434,612.32

3	--	--
	2,755,212,374.22	1,937,975,433.82
	4,101,913,894.57	1,851,876,516.33
	-1,346,701,520.35	86,098,917.49

2

3

4

	2,755,212,374.22	4,101,913,894.57
	1,009,632.76	671,521.45
	2,754,202,741.46	4,101,242,373.12
	2,755,212,374.22	4,101,913,894.57

49

50

	1,057,579,931.42	
	23,791,033.52	
	1,081,370,964.94	--

51

1

--	--	--	--

	--	--	1,241,174,302.40
	196,074,213.35	6.1136	1,198,719,310.74
	287,197.84	6.8699	1,973,020.44
	361,919.70	0.78861	285,413.49
	505,544,169.00	0.050052	25,303,496.75
	45,000.00	0.005459	245.66
	8,141,784.00	0.19782	1,610,607.71
	34,947,244,318.00	0.00028	9,785,228.41
	3,754,540.69	0.9314	3,496,979.20
	--	--	2,961,644,065.70
	475,523,987.72	6.1136	2,907,163,451.31
	7,943.60	6.8699	54,571.74
	2,976,930.00	0.050052	149,001.30
	49,044,788.00	0.005459	267,735.50
	94,937,543,434.00	0.00028	26,582,512.16
	29,446,847.41	0.9314	27,426,793.68
	--	--	37,972,212.03
	3,423,674.55	6.1136	20,930,976.70
	2,765.70	6.8699	19,000.08
	105,032,560.00	0.050052	5,257,089.69
	15,550.00	0.005459	84.89
	2,424,523.00	0.19782	479,619.14
	34,457,906,631.00	0.00028	9,648,213.86
	1,757,813.66	0.9314	1,637,227.64
			627,422,180.28
	102,381,081.94	6.1136	625,916,982.55
	1,616,059.41	0.9314	1,505,197.73
			1,539,466,342.39
	237,582,065.24	6.1136	1,452,481,714.05
	17,641.15	6.8699	121,192.94
	471,723,519.32	0.050052	23,610,705.59
	67,914.00	0.19782	13,434.75
	166,919,684,796.55	0.00028	46,737,511.74
	17,717,182.01	0.9314	16,501,783.32

			23,970,365.96
	198,228.88	6.1136	1,211,892.07
	122.08	6.8699	838.68
	1,766,291.00	0.050052	88,406.40
	24,338,875.67	0.9314	22,669,228.80
			373,576,389.47
	60,000,000.00	6.1136	366,816,000.00
	7,258,309.50	0.9314	6,760,389.47
			1,504,314,270.05
	240,000,000.00	6.1136	1,467,264,000.00
	39,779,117.51	0.9314	37,050,270.05

2

GNMC				
ETJ				
Dynaudio				

1

1

2

3

4

5

6

2015 4 24

50

100%

2

1

2

3

3

4

2015 6 20

Goertek Technology OY100%

Anders Weckström,

5

35

5

1

1

				94.55%		
				51.00%		
				100.00%		
				100.00%		
				100.00%		
				100.00%		
				75.00%		
				100.00%		
				100.00%		
				100.00%		
				100.00%		

2

	5.45%	4,709,358.61		82,948,822.66

3

	1,386,647,047.06	887,199,011.40	2,273,846,058.46	733,179,312.40	18,670,000.00	751,849,312.40	1,878,908,222.04	863,312,429.42	2,742,220,651.46	1,287,964,155.16	18,670,000.00	1,306,634,155.16

	1,080,799,243.51	86,410,249.76	86,410,249.76	247,644,540.36	1,290,738,807.86	190,031,574.87	190,031,574.87	335,936,064.07

4

5

2

1

					29.46%	

20%

20%

2

	/	/
	235,567,270.32	250,037,868.59
	423,640,976.56	386,698,551.91
	659,208,246.88	636,736,420.50
	222,577,286.40	192,502,424.01
	32,877,939.51	33,217,737.96
	255,455,225.91	225,720,161.97
	3,159,960.27	2,992,183.91
	400,593,060.70	408,024,074.62
	118,014,715.68	120,203,892.38
	123,934,300.49	122,103,364.55
	392,312,340.25	293,757,517.31
	252,848,576.05	243,065,300.00
	684,581.66	5,887,243.75
	5,530,407.96	-8,653,462.50
	6,214,989.62	-2,766,218.75

3

4

5

6

3

1

1

2015 6 30

IV}#Q n X C

	10%	5,980,369.84	5,911,076.21	-7,610,005.35	-7,561,094.65
--	-----	--------------	--------------	---------------	---------------

3

2

2015 6 30

3

1

			2,248	26.03%	26.03%

2

1

3

2

4


5

1

/

		1,619,904.70			416,705.97
		0.00			13,081,050.54
					68,835.00
		270,040.40			133,340.00
		9,037,122.73	100,000,000.00		

/



3

4

	12,227,200.00	2014	12	19
		2015	03	19
	12,227,200.00	2015	03	19
		2015	06	17
	12,227,200.00	2015	06	17
		2015	09	17
	91,704,000.00	2015	01	22
		2015	04	22
	91,704,000.00	2015	04	22
		2015	07	22
	18,340,800.00	2014	11	28
		2015	02	18
	18,340,800.00	2015	02	18
		2015	05	18
	18,340,800.00	2015	05	18
		2015	08	18
	15,284,000.00	2014	12	31
		2015	03	27
	15,284,000.00	2015	03	27
		2015	06	25

	18,471,686.06	2015 02 23	2015 05 26	
	18,471,686.06	2015 05 26	2015 08 07	
	17,622,507.02	2014 11 27	2015 02 27	
	17,622,507.02	2015 02 27	2015 05 27	
	17,622,507.02	2015 05 27	2015 08 07	
	3,261,935.31	2015 02 27	2015 05 27	
	3,261,935.31	2015 05 27	2015 08 07	
	17,470,580.88	2015 03 12	2015 06 12	
	6,000,000.00	2007 02 14	2015 02 13	

	27,709,016.53	2014 10 17	2015 01 14	
	29,267,975.36	2014 10 21	2015 01 18	
	18,518,100.82	2014 11 13	2015 05 12	
	38,953,695.60	2014 11 17	2015 05 15	
	27,960,708.25	2014 12 10	2015 06 10	
	59,452,694.95	2014 12 05	2015 06 03	
	33,770,210.88	2014 12 08	2015 06 03	
	8,447,858.01	2015 05 19	2015 07 29	
	7,506,179.90	2015 05 21	2015 07 29	

8

6

1

2



2

	Black-Scholes
4	
	121,290,000.00
4	34,230,800.00

3

4 4

3

1

2

	0.00
	0.00

3

4

+

2015 7 24

2,000

12,000

Mobvoi Inc.

Mobvoi Inc. 12.50%

2015 7

30

2015 7 24

2015 7 9

3.14

6

1

1

			%
1			
3	164,477,996.27		
4-6	84,448,704.48		
7-12	302,033.50		
1	249,228,734.25		
1 2			
2 3			
3			
	249,228,734.25		

			%
1			
3	145,623,621.17		
4-6	47,264,039.35		
7-12	299,034.11		
1	193,186,694.63		
1 2			
2 3			
3			
	193,186,694.63		

2

-7,336,200.60

0.00

3

4

1,291,298,769.31

48.56%

24,978,195.61

5

	349,762,454.38	3,203,225.28

6

2

1

	290,257,193.82	100.00%	507,586.36	0.17%	289,749,607.46	204,799,317.51	100.00%	419,268.18	0.20%	204,380,049.33

3	176,500.00	176,500.00	100.00%
	5,024,841.13	507,586.36	10.10%

3

4

	285,249,734.70	192,278,103.14
		8,047,512.62
	2,805,069.00	3,857,269.00
	1,391,926.40	40,000.00
	810,463.72	576,432.75
	290,257,193.82	204,799,317.51

5

		128,000,000.00	1	1-2	44.10%
		60,548,828.16	1		20.86%
		46,602,995.00	1		16.06%
		30,000,000.00	1	1-2	10.34%
		17,395,837.53	1	1-2	5.99%
	--	282,547,660.69	--		97.35%

6

7

8

3

	1,695,942,334.07		1,695,942,334.07	1,616,640,551.97		1,616,640,551.97
	1,695,942,334.07		1,695,942,334.07	1,616,640,551.97		1,616,640,551.97

2

3

4

	4,042,129,900.13	2,968,051,327.30	3,340,318,554.78	2,393,838,463.99
	249,113,442.17	184,641,581.96	185,512,832.92	141,348,112.28
	4,291,243,342.30	3,152,692,909.26	3,525,831,387.70	2,535,186,576.27

5

		-1,586,819.77
		-1,586,819.77

6

1

		-2,784,373.23
		2,248,366.66
		2,743,977.09

	536,439.05	
	190,066.12	
	1,481,465.35	--

1

1

2

		/	/
	6.03%	0.34	0.34
	6.02%	0.34	0.34

3

1

2

3

4

2015